

BUS TIMETABLES Kansai Int'l Airport <--> Awaji Yumebutai (via Sannomiya)

as of May 1, 2025



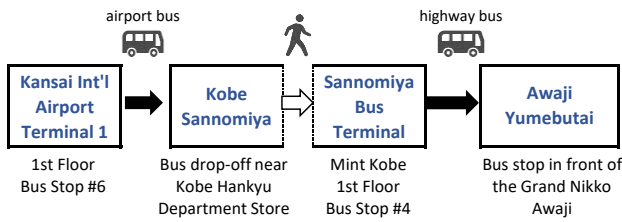
- Available on weekends & national holidays only
- Available on weekdays only
- Available every day

Ticket Prices (One Way)

Airport Bus (Kansai Int'l Airport to/from Sannomiya): JPY 2,200

Highway Bus (Sannomiya to/from Awaji Yumebutai): JPY 1,100

TO Awaji Yumebutai



DEP.	ARR.	DEP.	ARR.
6:20	7:25	8:00	8:48
6:50	7:55		
7:10	8:15	8:30	9:18
7:40	8:45	8:55	9:48
		9:30	10:18
8:20	9:25		
8:40	9:45	10:00 <small>△ (bus stop #5)</small>	10:48
9:00	10:05	10:30	11:18
9:20	10:25		
9:40	10:45	11:00 <small>△ (bus stop #5)</small>	11:48
10:00	11:05	11:30 <small>△ (bus stop #5 on weekends & holidays)</small>	12:15
10:20	11:25		
10:40	11:45	12:30	13:15
11:00	12:05		
11:20	12:25	13:30	14:18
11:40	12:45		
12:00	13:05		
12:20	13:25		
12:30	13:35		
13:00	14:05	14:30	15:15 15:18
13:20	14:25		
13:40	14:55		
14:00	15:05	15:30	16:15 16:18
14:10	15:15		
14:20	15:25		
14:35	15:50	16:00	16:48
14:55	16:00	16:20	17:08
15:25	16:30		
15:40	16:45	17:00	17:48
15:55	17:00		
16:15	17:20	17:30	18:18
16:35	17:40	17:50	18:38
		18:00	18:48
16:55	18:00		
17:15	18:20	18:30	19:18
17:35	18:40	19:00	19:45

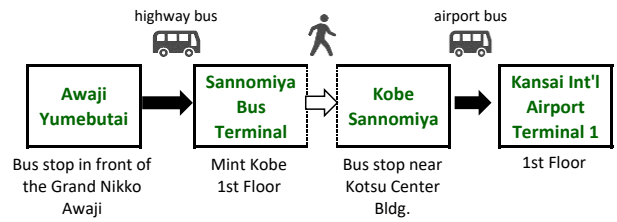
The highway buses below stop at 'Kokudo Yumebutai', not the 'Awaji Yumebutai' bus stop.

Kokudo Yumebutai

17:55	19:10		
18:15	19:20	19:30	20:15
18:35	19:40		
18:45	19:50	20:00	20:45
19:00	20:15		
19:10	20:15	20:30	21:15
19:30	20:35		
19:45	20:50	21:00	21:45
20:00	21:05		
20:15	21:30		
20:35	21:40	21:50	22:35
20:55	22:00		
21:15	22:20		
21:35	22:40	23:00	23:45

*Airport Bus departures after 21:35 are not listed in this schedule.

FROM Awaji Yumebutai



DEP.	ARR.	DEP.	ARR.
8:15	9:02		
8:20	9:07		
		9:20	10:25
8:55	9:42	9:40	10:55
9:15	10:02	10:00	11:05
9:30	10:17		
9:35	10:22	10:30	11:35
9:45	10:32		
9:55	10:42	11:00	12:05
10:15	11:02	11:20	12:25
10:35	11:22	11:40	12:55
10:45	11:32		
10:55	11:42	12:00	13:05
11:15	12:02	12:20	13:25
		12:40	13:45
11:45	12:32	13:00	14:05
		13:20	14:25
12:50	13:37	13:40	14:45
		14:00	15:05
		14:20	15:25
13:45	14:32	14:40	15:45
14:20	15:07	15:00	16:05
		15:20	16:25
14:45	15:32	15:40	16:45
15:15	16:02	16:00	17:05
		16:20	17:25
15:45	16:32	16:40	17:45
		17:00	18:05
16:15	17:02	17:20	18:25
16:45	17:32	17:40	18:45
17:15	18:02	18:00	19:05
17:35	18:22	18:30	19:35
17:45	18:32		
18:15	19:02	19:00	20:05
		19:20	20:25
19:15	20:02	20:00	21:05
		20:30	21:35
		21:00	22:05

*Highway Bus departures after 19:15 are not listed in this schedule.

Notes regarding transportation to Awaji Yumebutai from KIX:

(Airport Bus) The 21:35 departure from Kansai Int'l Airport Terminal 1 is the latest airport bus that will arrive in time for the highway bus transfer.
(Highway Bus) Before boarding the highway bus, please confirm that it will stop at 'Awaji Yumebutai' (or 'Kokudo Yumebutai' for departures after 19:00).

Notes regarding transportation to KIX from Awaji Yumebutai:

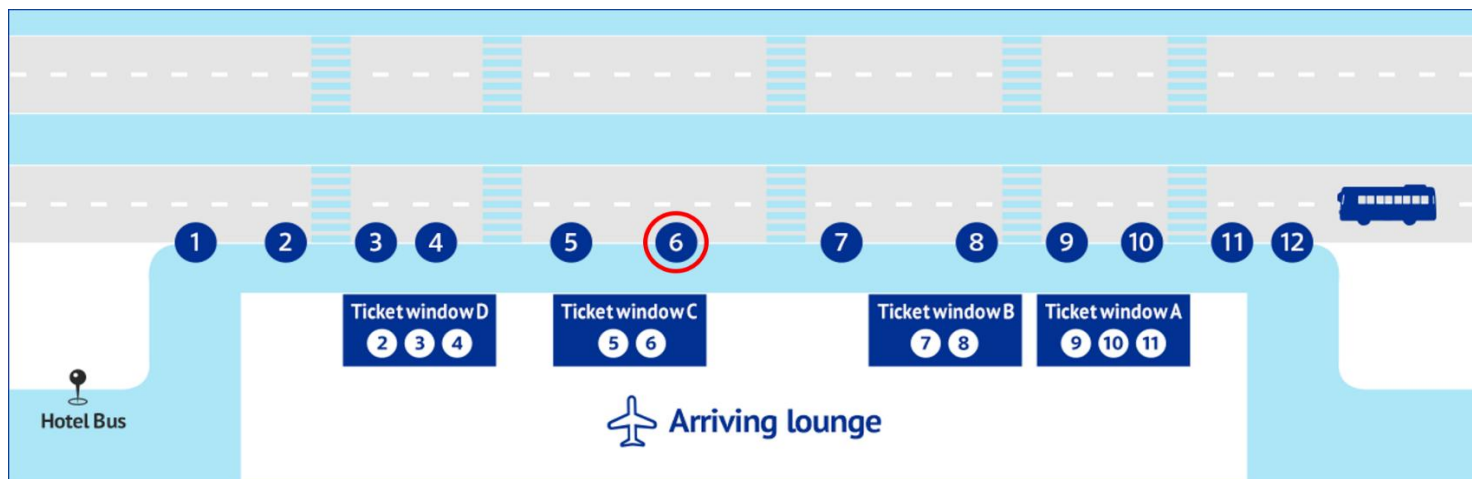
(Highway Bus) Before boarding the highway bus, please confirm that it will stop at 'Sannomiya'.
(Airport Bus) The 19:15 departure from Awaji Yumebutai is the latest highway bus that will arrive in time for the airport bus transfer.

TAXI (one way): Kansai Int'l Airport to/from Awaji Yumebutai approx. 90 min., JPY 45,000-50,000.

Telephone number for Kansai Int'l Airport Information Center:
+81-(0)72-455-2500 Available 24 hrs a day

Kansai International Airport Terminal 1

Airport Bus Stop for Kobe Sannomiya



After exiting the airport via the international arrivals south exit, please purchase a ticket at Ticket Window C before boarding the bus at Stop #6.

Kobe Sannomiya Airport and Highway Bus Stops

*The walking time between bus stops is usually about 5 min.
However, some paths may be blocked due to construction work, so please
plan for an additional 10 min. to your expected travel time.*

